
Welcome!

Downtown Safety Forum

Thursday, December 19, 2024



**DOWN
AUSTIN TOWN
ALLIANCE**

- Announcements
- APD Update – Commander Mark Clemens
 - Downtown Crime Trends
 - APD/DTAC staffing levels
- Homelessness Update – Bill Brice:
 - October Downtown PID Unsheltered Count
 - HEART Austin program
- Downtown Austin Alliance Program Update – Brandon Fahy
 - Downtown Safety Team
 - Ambassadors Service Requests
 - Downtown Safety Network & “Textedly”
 - Downtown Dashboard
- Upcoming Events and Conventions – Bill Brice
- Open Q&A

Today's Agenda

The logo for the Down Austin Town Alliance, featuring the text "DOWN AUSTIN TOWN ALLIANCE" in white, bold, sans-serif font on a red rectangular background.

**DOWN
AUSTIN TOWN
ALLIANCE**



george Mar 2nd, 2023 at 4:05 PM

Thread in: #badpeople

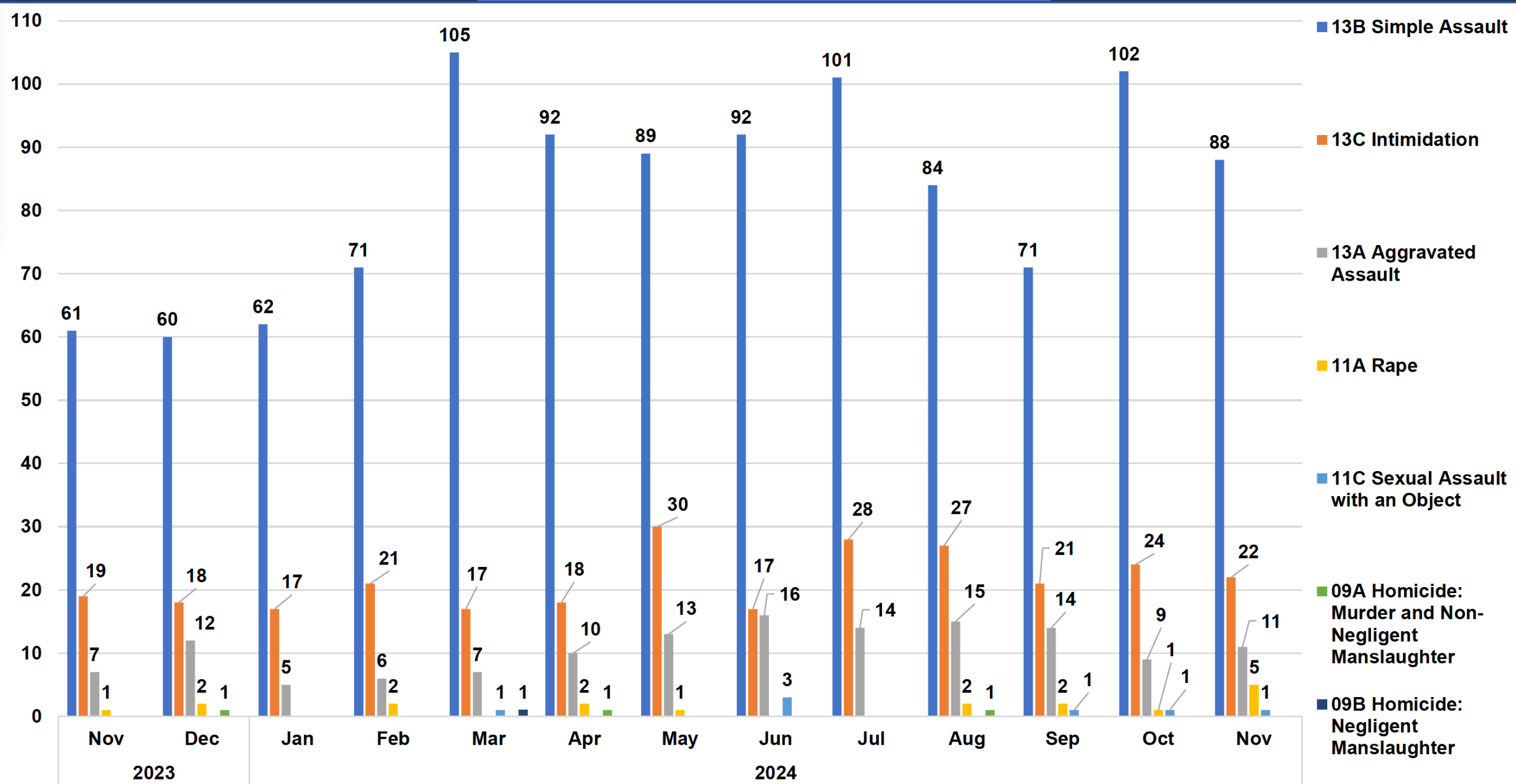


Be on the Lookout
– Mr. Marion
Osborne

—
Commander
Mark Clemens

APD Downtown
Area Command







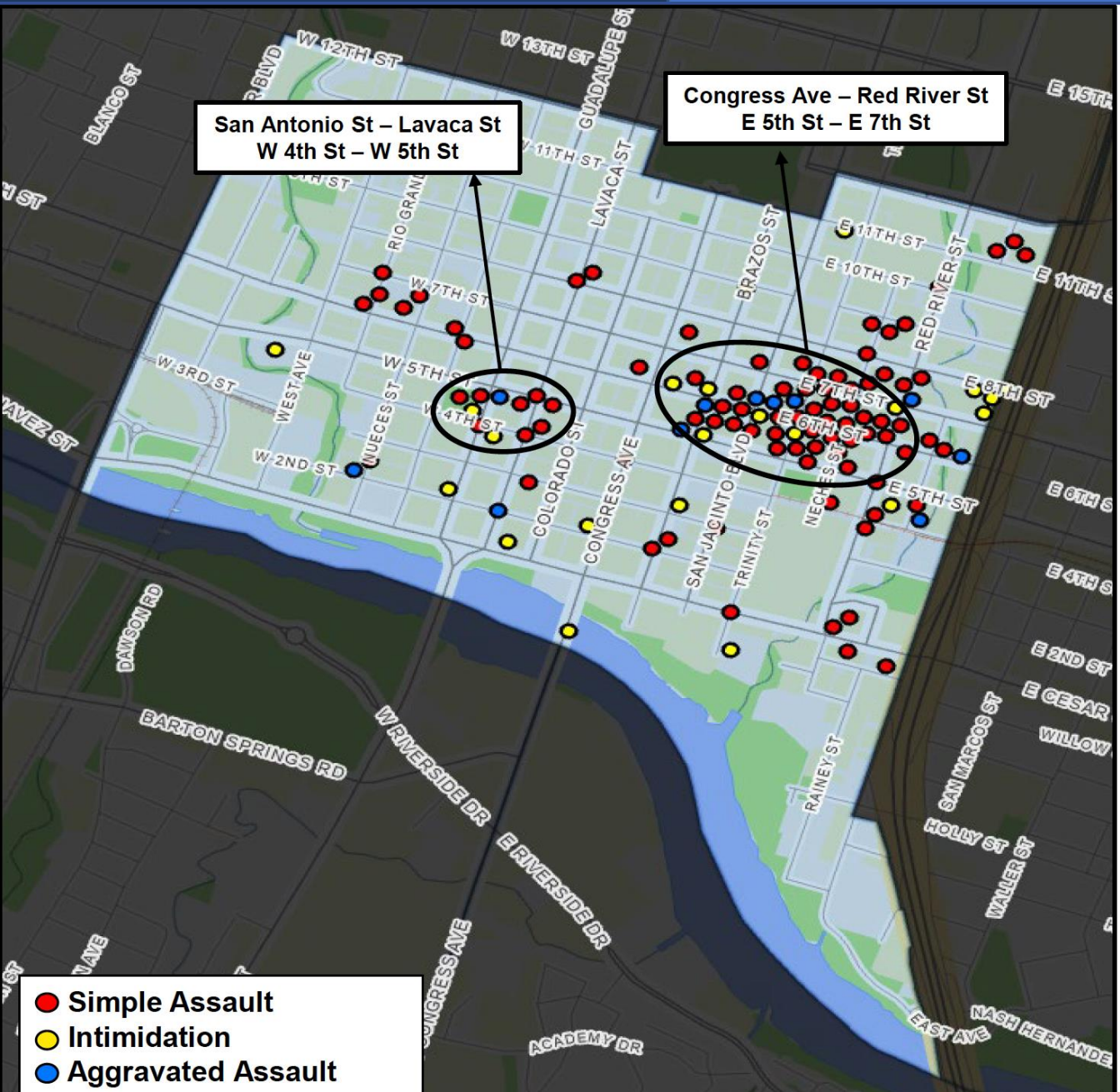
When interpreting data, considerations to keep in mind are regularly occurring large events that may bring into the downtown area an influx of people such as: Free Week (January), SXSW (March), Hot Summer Nights Music Festival (July), Austin City Limits Music Festival and Formula 1 Racing (October), etc.

Increased rates observed during more active months may be attributed to an increased presence of enforcement (i.e., focused, strategic efforts are likely to lead to an increase in response = increased reports = increased count / rate)

NOVEMBER 2023 – NOVEMBER 2024

Overall, rates appear to be relatively stable; with 2024 trending similarly to 2023. Notably, efforts to increase officer presence are in place so any observed differences may be attributed to increased visibility.

MAP:
All Persons Crimes November 2023 – November 2024

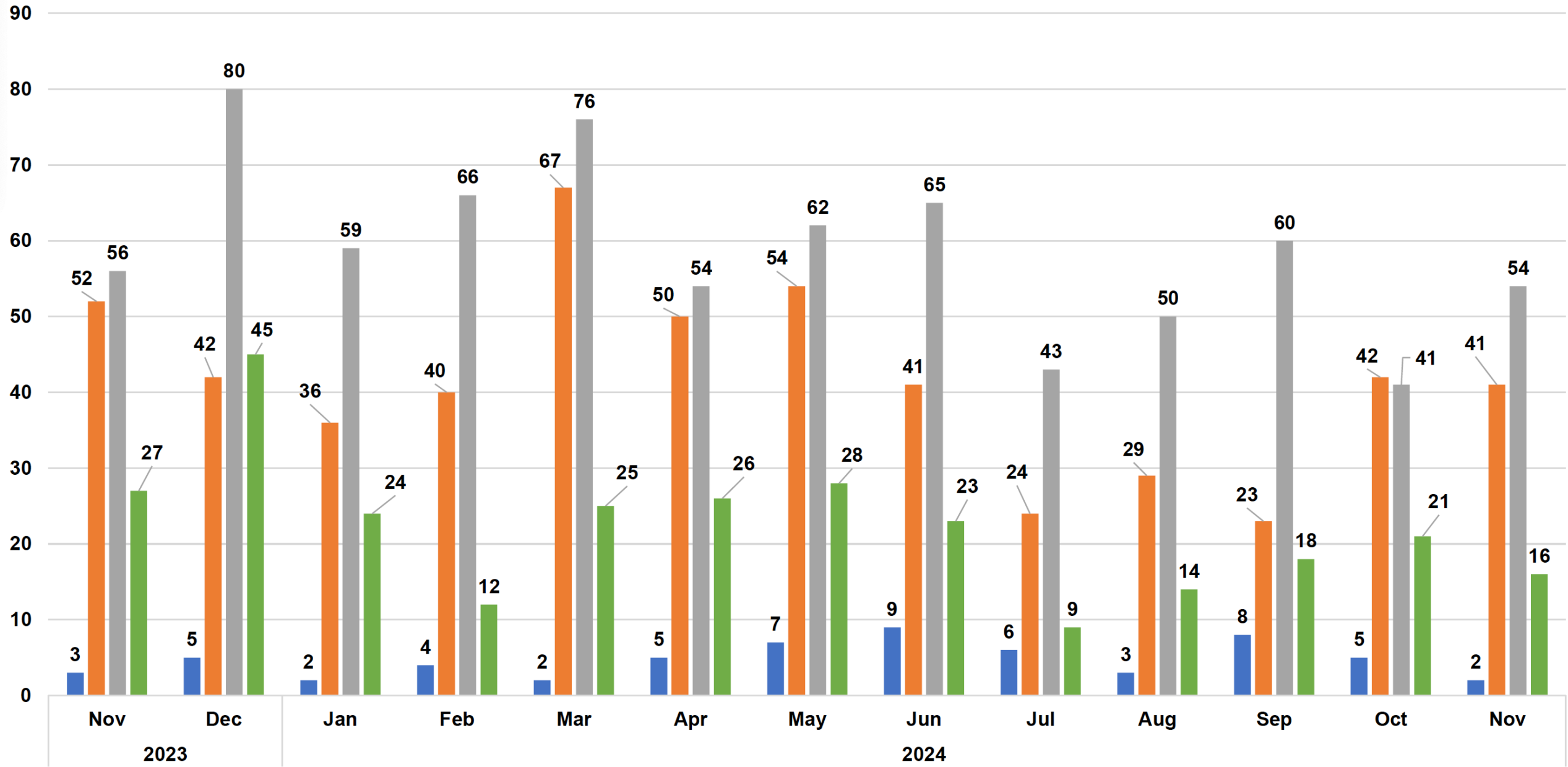


NOVEMBER 2024

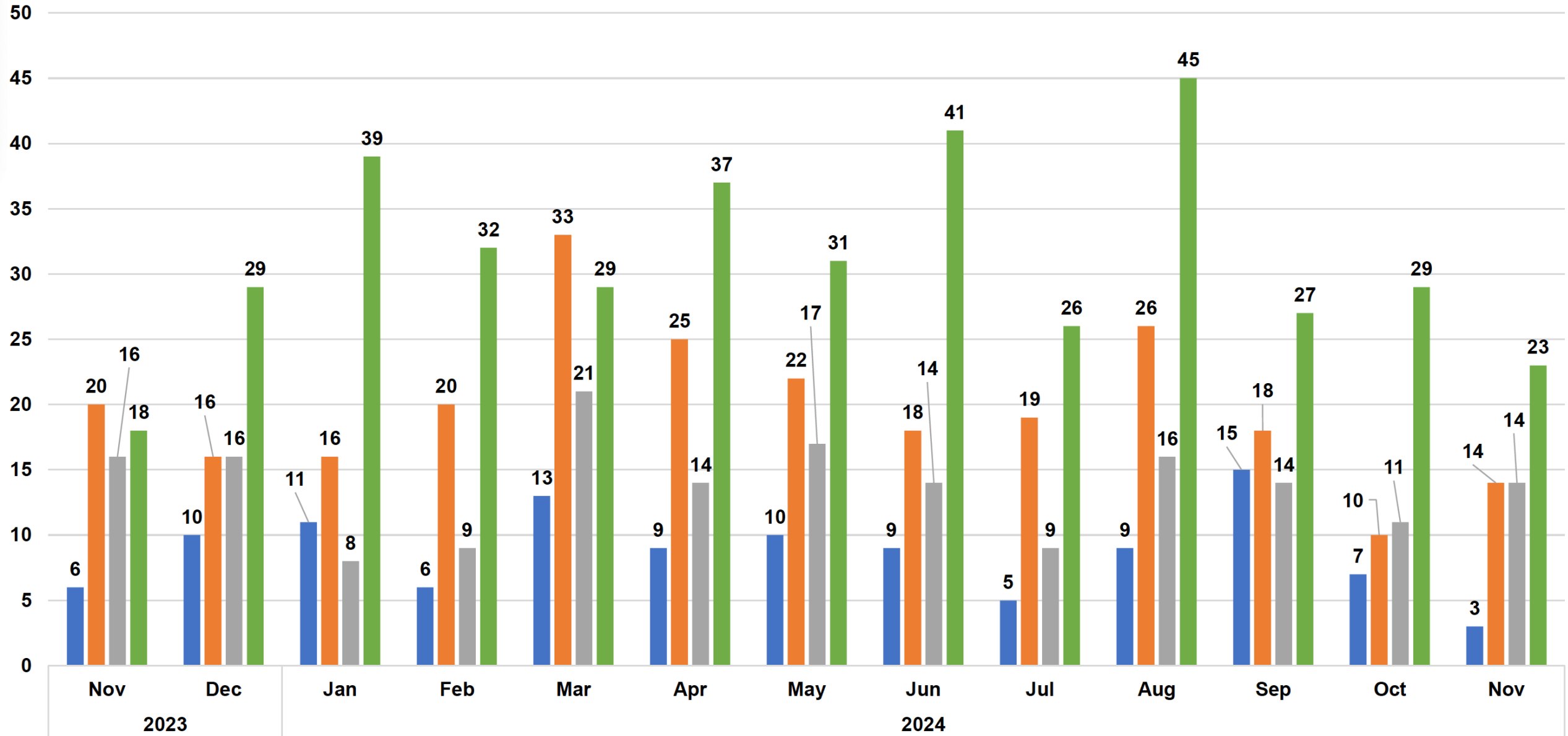
Simple Assault: 88
Intimidation: 22
Aggravated Assault: 11

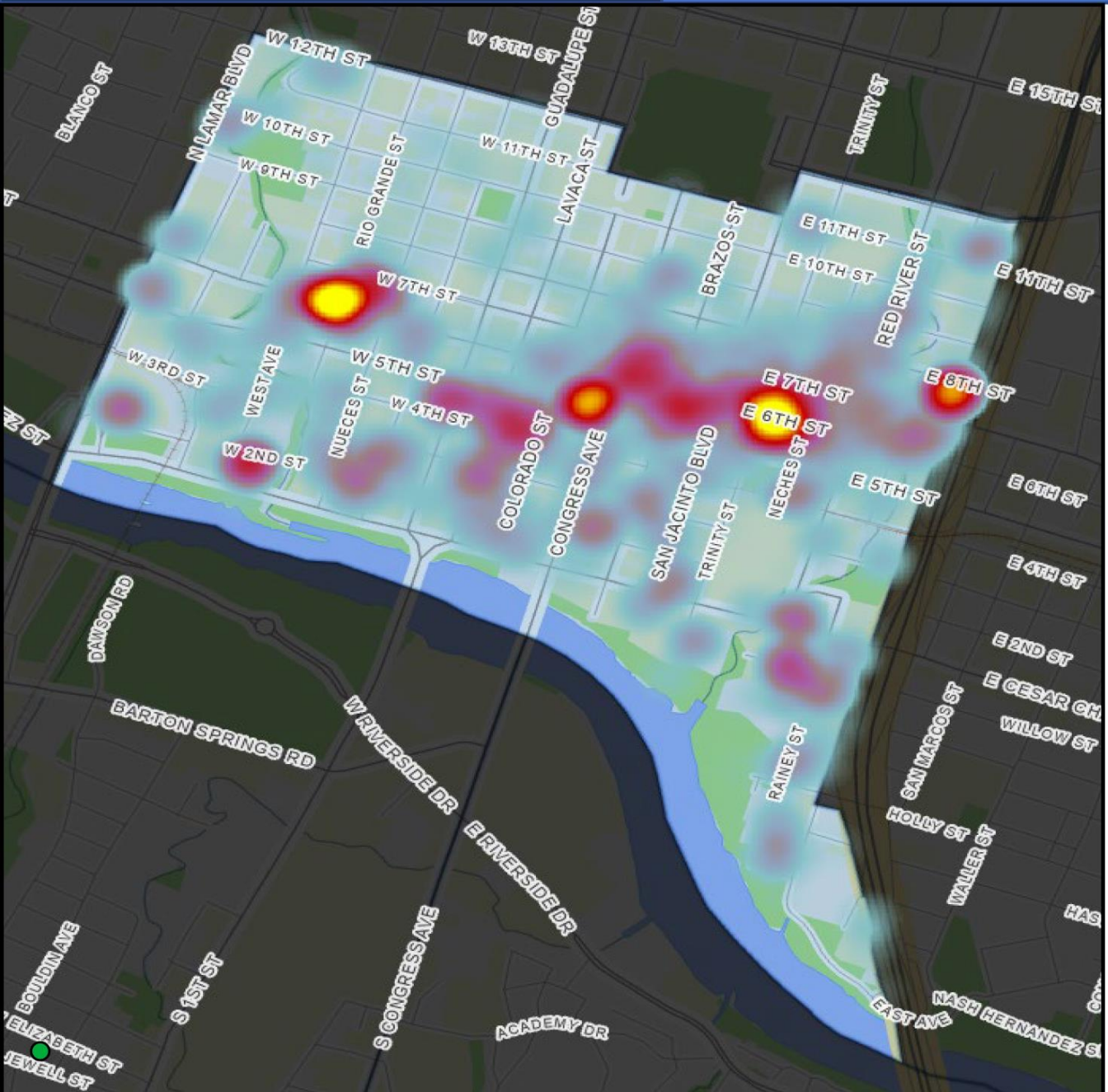
Two clusters are identified based on overall density. Activity appears to be largely clustered east of Congress Ave.

■ 120 Robbery ■ 23A Theft: Pocket Picking ■ 23H Theft: All Other Larceny ■ 26B Fraud: Credit Card / ATM Fraud



■ 220 Burglary / Breaking & Entering ■ 23F Theft: from Motor Vehicle (BOV) ■ 240 Motor Vehicle Theft ■ 290 Destruction / Damage / Vandalism of Property





When interpreting data, considerations to keep in mind are regularly occurring large events that may bring into the downtown area an influx of people such as: Free Week (January), SXSW (March), Hot Summer Nights Music Festival (July), Austin City Limits Music Festival and Formula 1 Racing (October), etc.

Increased rates observed during more active months may be attributed to an increased presence of enforcement (i.e., focused, strategic efforts are likely to lead to an increase in response = increased reports = increased count / rate)

NOVEMBER 2023 – NOVEMBER 2024

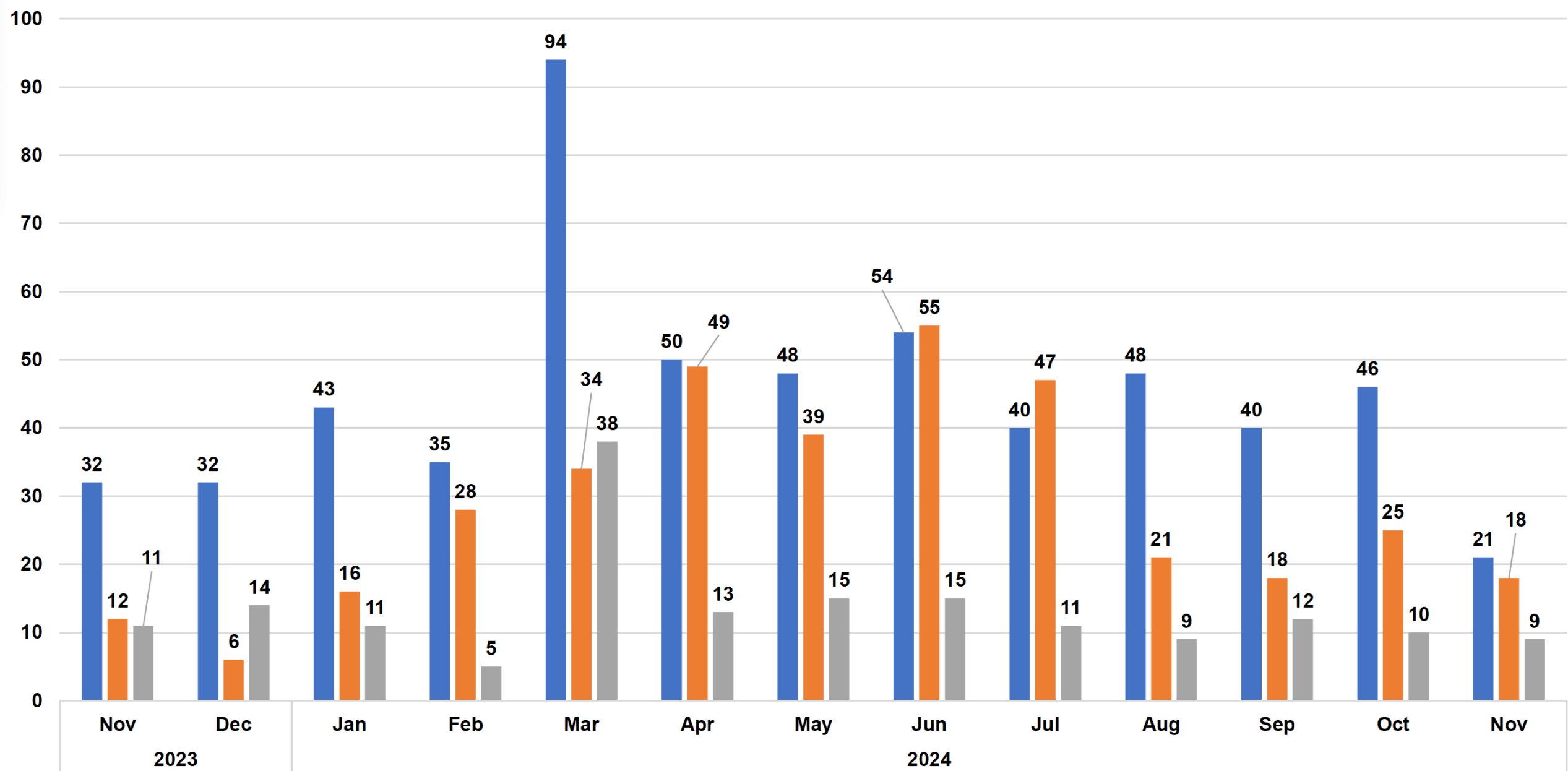
Data indicates that 2024 is trending similarly to 2023, overall. Rates are down, overall, from November 2023 to November 2024 – which is likely attributed to focused action by officers.

MAP:
All Property Crimes November 2023 – November 2024

■ 35A Drug / Narcotic Violations

■ 35B Drug Equipment Violations

■ 520 Weapon Law Violations





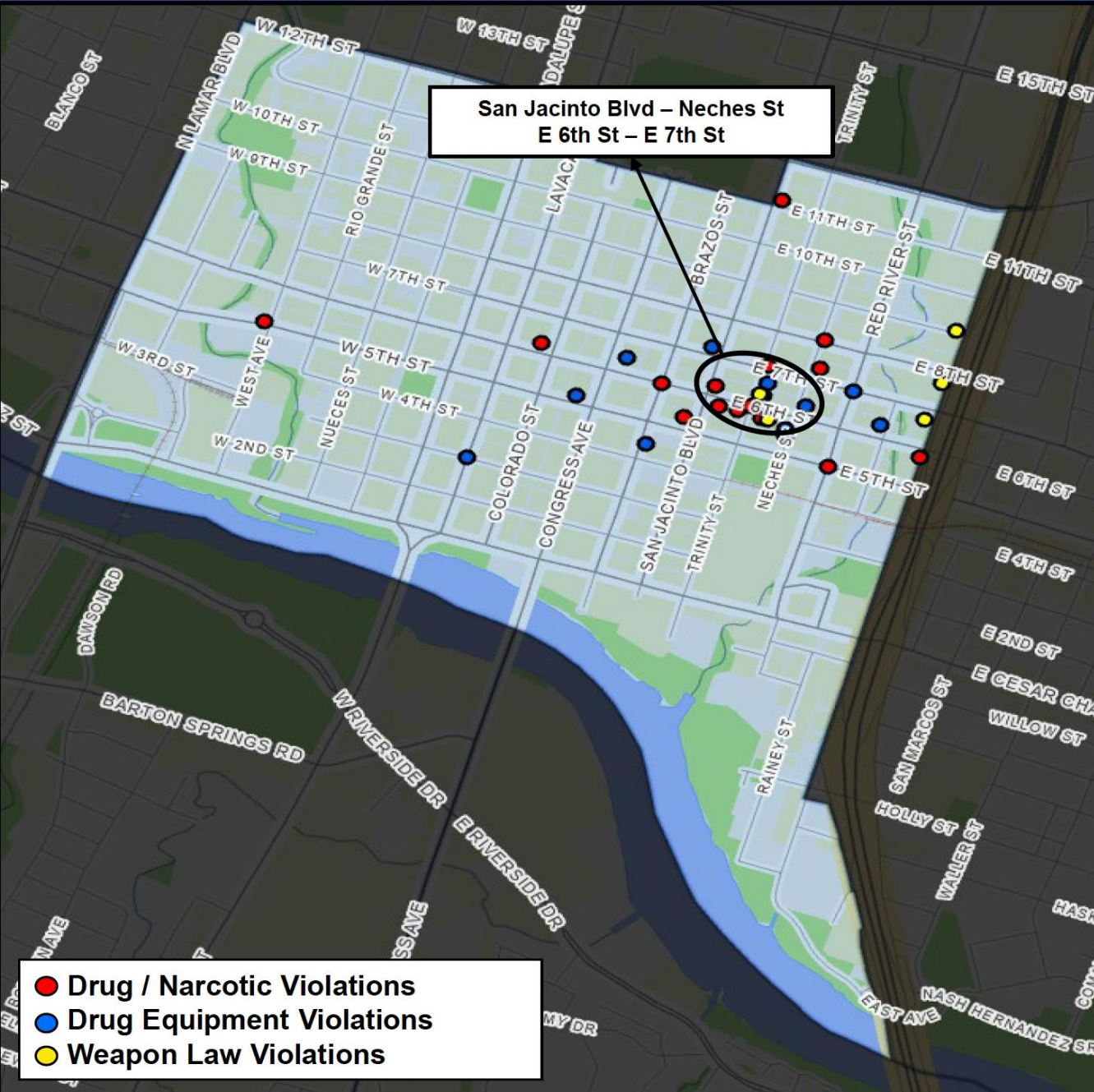
When interpreting data, considerations to keep in mind are regularly occurring large events that may bring into the downtown area an influx of people such as: Free Week (January), SXSW (March), Hot Summer Nights Music Festival (July), Austin City Limits Music Festival and Formula 1 Racing (October), etc.

Increased rates observed during more active months may be attributed to an increased presence of enforcement (i.e., focused, strategic efforts are likely to lead to an increase in response = increased reports = increased count / rate)

NOVEMBER 2023 – NOVEMBER 2024

Overall, rates appear to be relatively stable; with 2024 trending similarly to 2023. Data indicates that counts across all three offense types decreased from October to November 2024. This is likely attributed to the activation of the light towers in October 2024 – which were placed strategically in various spots on the East side of the sector.

MAP:
All Society Crimes November 2023 – November 2024



NOVEMBER 2024

Drug / Narcotic Violations: **21**
Drug Equipment Violations: **18**
Weapon Law Violations: **9**

One cluster is identified based on density. Activity appears more condensed east of Congress Ave.

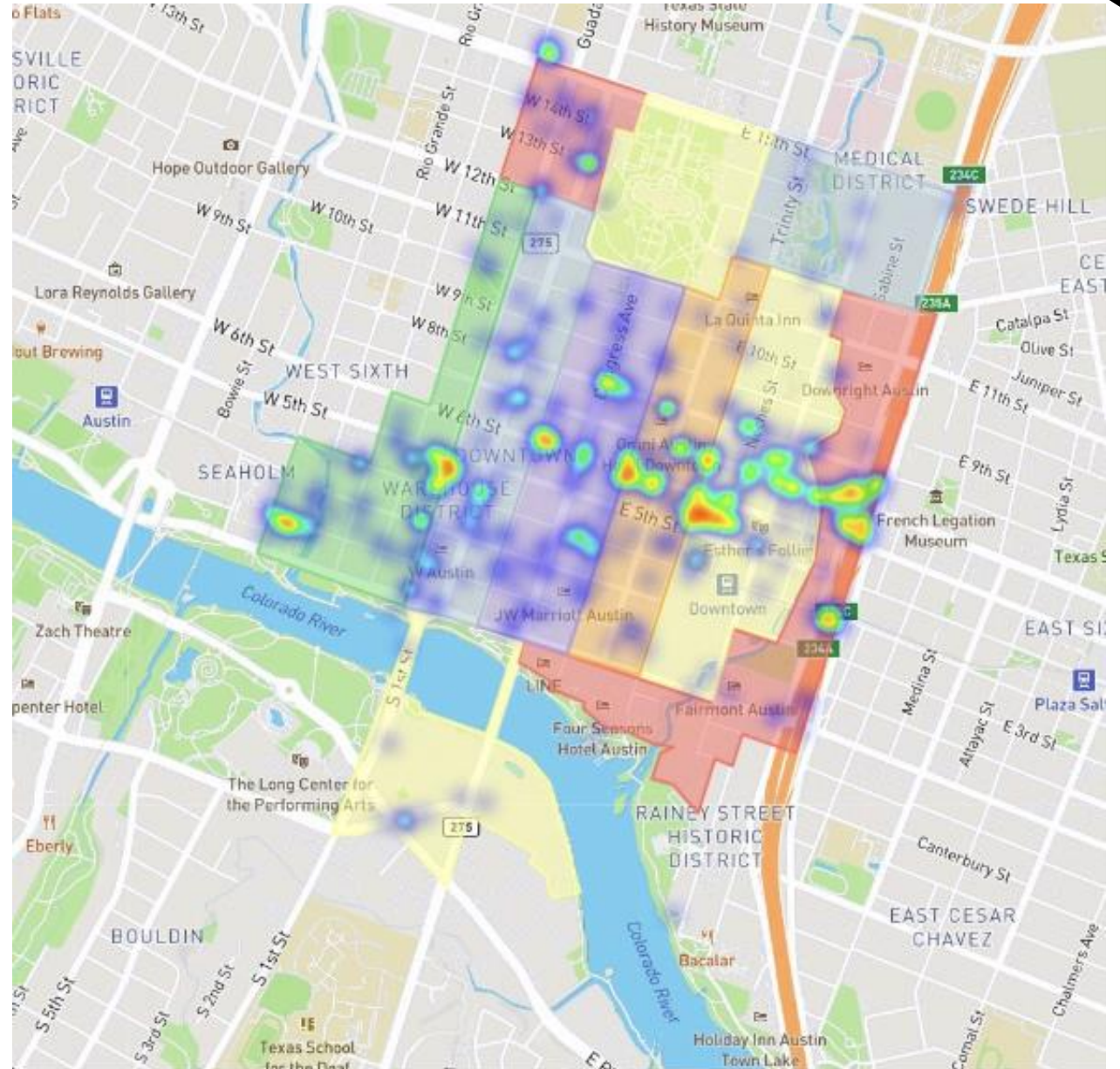
PID Unsheltered Homeless Count – October 2024

Total Estimate = 568

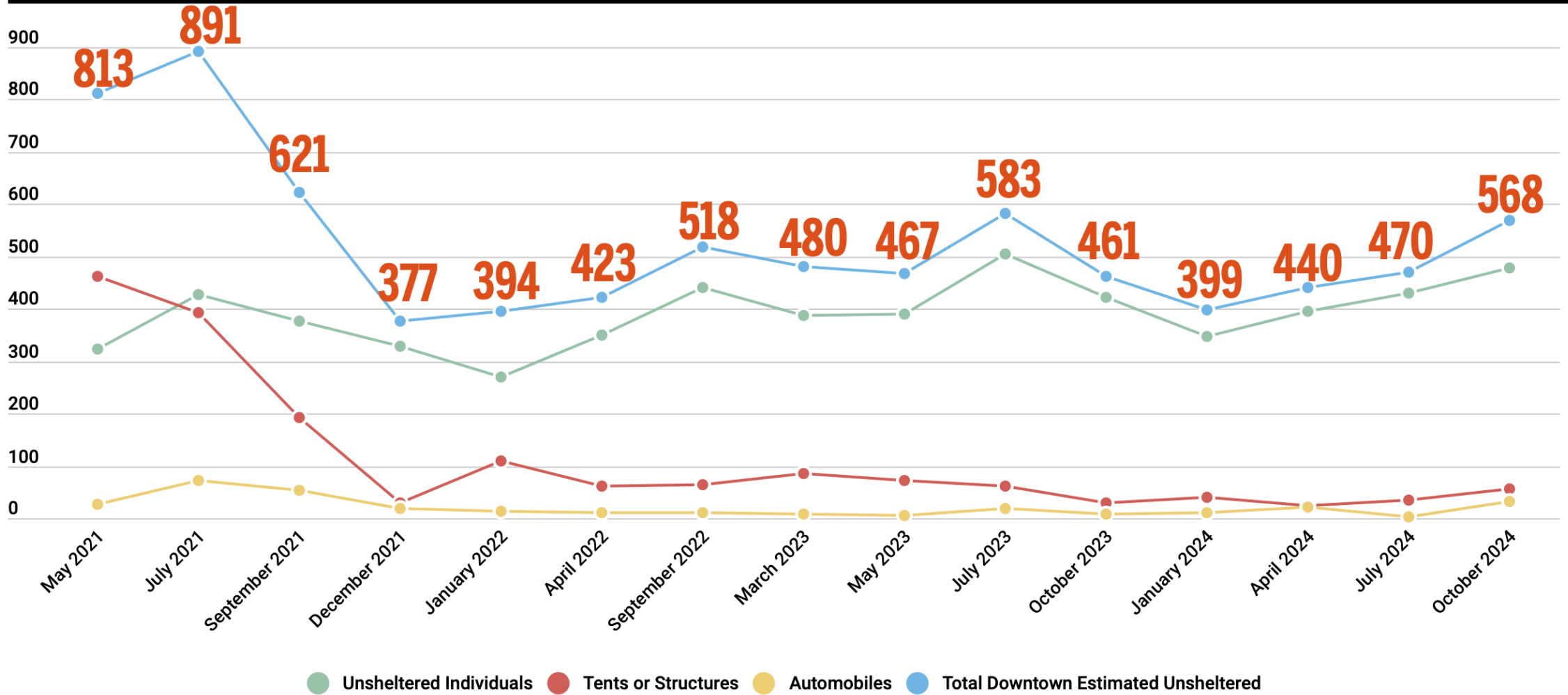
Individuals = 479

Tents/Structures = 34


Automobiles = 19



Total Downtown Estimated Unsheltered Homeless



Homelessness Engagement Assistance Response Team



PILOT

Funded and implemented by Downtown Alliance - February 1 through July 31, 2024

Pilot extended through September 30, 2024

NEXT STEPS

Funding approved in City FY 25 budget

Advancing to year-round program with expanded downtown geographic area

Working with HSO to develop scope

Anticipated launch – January 2025

The Downtown Austin Alliance Welcomes

Mr. Taylor Sole
Downtown Ambassadors General Manager
(Aloha!)

Downtown Safety Team

October 1 – Phase 3 staffing in effect (23 FTE)

- 8 Patrolling 6AM to 10PM every day
- 1 Republic Square 10PM – 6AM at every night
- 1 Mobile Patrol 5PM – 3AM
Wednesdays - Sundays

Compliance Stats (May 1 – November 30):

- Compliance requests = 7,922
- Compliance rate = 91%
- 911 calls for service = 365



Downtown Ambassador Service Request

Our ambassadors are stewards for downtown and resources for locals and visitors

Downtown Ambassadors Service Requests

[Downtownaustin.com/service-request](https://downtownaustin.com/service-request)

Downtown Safety Network

Register for Text Alerts, Email Alerts & Join Our Monthly Safety Forums



Upcoming Conventions & Events - Dec. – Jan.

December

December 21 – College Football Playoff – UT vs. Clemson at Royal-Memorial Stadium

December 31 – Austin’s New Year @ Auditorium Shores

January

January 3-4 – Red River Cultural District’s Free Week (live music on Red River)

January 4-5 - Austin Junior Volleyball Tour of Texas (5,000)

January 14-16 - Alteryx All Rise conference (940)

January 17-19 - Austin Junior Volleyball Lone Star Classic (14,000)

January 19 – Austin International Half Marathon (downtown finishing near the Capitol)

January 20 – MLK Day Festival and March from the Capitol to Huston-Tillotson University

January 25-29 - Texas Association of School Administrators (7,000)

Upcoming Conventions & Events - February

February

February 1-5 - Texas Computer Education Association conference (7,800)

February 8-10 - Austin Junior Volleyball ATX Showcase (6,500)

February 10-12 - RTI at Work (1,200)

February 13-16 - Austin RV Expo (9,000)

February 16 – Austin Marathon (throughout downtown Austin)

February 19-21 – National ESEA Conference (2,500)

February 19-20 – Empower Brands Annual Meeting (1,500)

February 20-21 – San Antonio Spurs I-35 Series (Moody Center)

February 23-27 – TASBO Engage Conference (4,500)

February 28-March 2 – NASCAR Race (Circuit of the Americas)

Open Q&A

Upcoming Forums:

Downtown Safety Forum

Thursday, January 16, 2025

8:30-9:00AM (via Zoom)

Spring Festival Season Forum

Thursday, February 20, 2025

8:30-9:30 a.m. (via Zoom)